

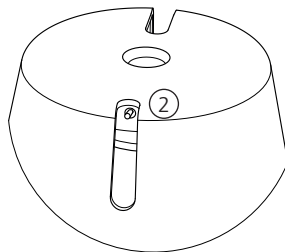
FEZ S BEDIENUNGSANLEITUNG

Sicherheitshinweise, Schutzklassen und Instruktionen

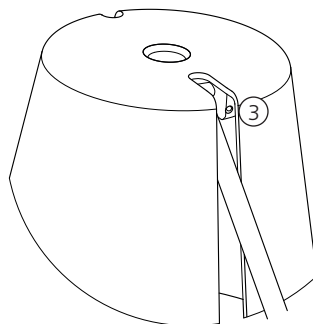
⚠ Siehe Beiblatt M 1230

① Hauptschalter kurzer Druck: Ein- und Ausschalten,
 langer Druck: Dimmen


② Schalter für Indirektlicht



③ Haltekraft des Leuchtenkopfs kann mit dem kleinen Inbusschlüssel eingestellt werden.



④ Leuchtenkopf nur für Transport bis zum Anschlag schieben.
 Achtung Kratzgefahr!



Kabeldepot im Sockel

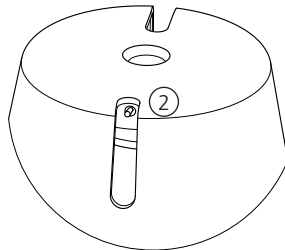
FEZ S MODE D'EMPLOI

Consignes de sécurité, classe de protection et instructions

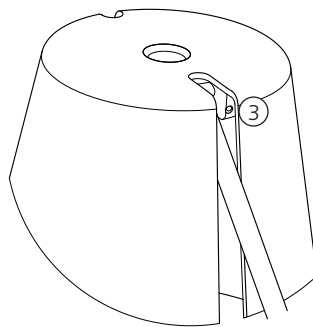
⚠ Voir supplément M 1230

① Interrupteur principal: pression courte, on/off, pression longue, variateur.


② Interrupteur basculant l'éclairage indirecte.



③ Force de maintien de la tête de la lampe réglable avec la clé Allen petite.



④ Pour faciliter le transport, repoussez de la tête de la lampe et la tige. Attention: Risque de rayures!



Logement de câble dans le socle

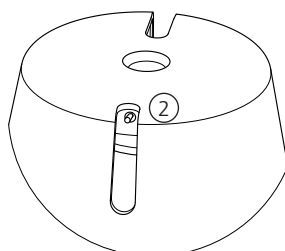
FEZ S OPERATING INSTRUCTIONS

Safety information, protection class and instructions

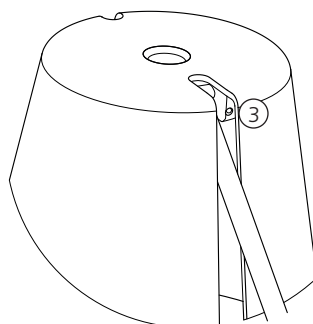
⚠ See supplementary sheet M 1230

① Main switch: short press, on/off, long press, dimming.

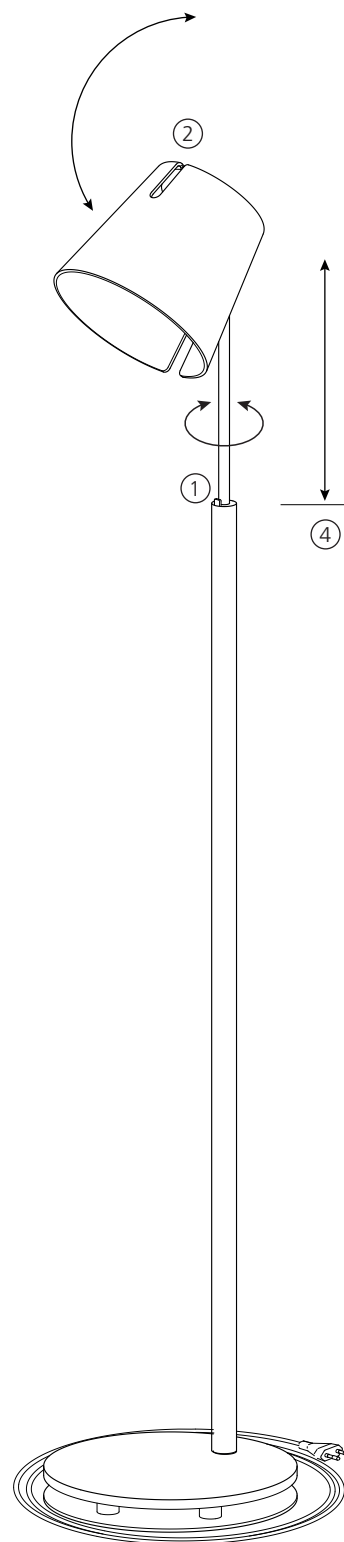
② Rocker switch for indirect light.



③ The holding force of the luminaire head can be adjusted by using small Allen key.



④ Only slide luminaire head and rod together for transport. Attention: It may scratch!



Cable depot in the base